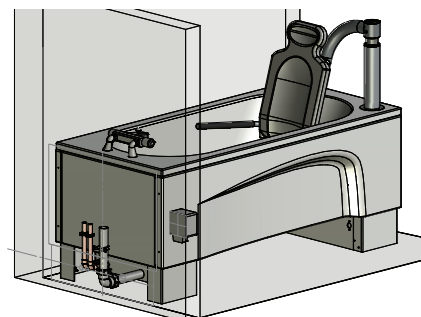
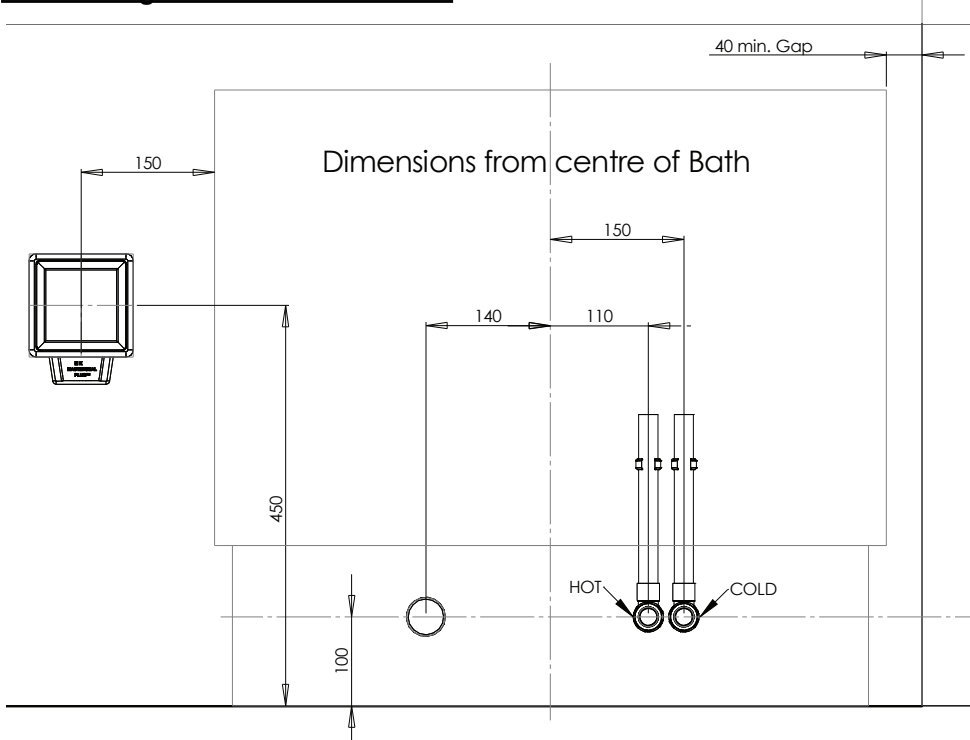


Syncra Standard Height Adjustable Bath Pre installation requirements

View Facing wall at foot end of bath



NO UNDERFLOOR HEATING IS TO BE INSTALLED UNDER THE BATH.

Plumbing

Hot and Cold ball type isolation valves (22mm) fixed in positions shown, with centreline of the valves 100mm from the floor.
A 40mm waste is required as shown.
No obstructions can be laid in the area around the support frame.

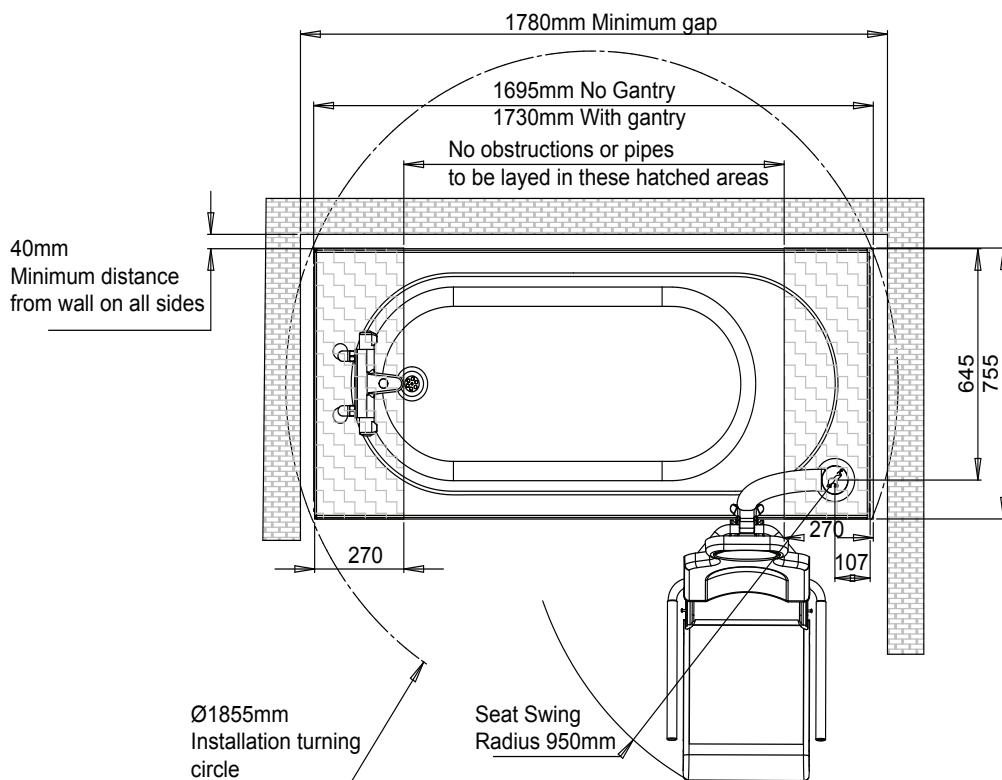
Thermostatic Taps

require a minimum dynamic water pressure of 1 bar (14.5psi) and a maximum of 5bar. The hot & cold pressures should be equal .

NOTE: These taps are not compatible with NON-Modulating Combination Boilers.

Electrics

230 volt, 1.25 kW WATERPROOF switched flex outlet, located in the position shown supplied by a protected fused spur.



Fixing and Positioning

The floor under the bath must be flat and level
We require a minimum gap of 40 mm at each side. The floor must be strong enough to support the weight of the bath and able to accept suitable anchors able to sustain a pull out force of 300 Kg.
Walls need to be plumb, flat and clear of obstructions from floor level to 1050 mm.
Skirting boards may be left in place. The wall and floor decoration must be COMPLETE prior to installation.

Syncra Standard Height Adjustable Bath. Pre installation checksheet.

Please read and check the sections below before filling in each box.

Astor Bannerman (Medical) Ltd, DOES NOT CURRENTLY CARRY OUT PRE-INSTALLATION WORKS.

The following requirements must be completed and operational prior to installation commencing.
For safety reasons, Astor Bannerman (Medical) Ltd cannot release this equipment for installation until the completed form has been received.

If you require advice regarding these specifications please call our technical helpline 01242 822972
If you require a free site visit by an Engineer for advice regarding these requirements, please call 01242 822971

Please give as much notice as possible so that we can arrange a convenient time.

Plumbing

1. Hot and cold supplies are installed, terminating in 22mm ball type isolation valves fitted as shown.
2. A 40mm waste is installed

Electrics

1. A 230 Volt 1.25 kW waterproof flex outlet, supplied from protected fused spur, is installed and operational.
 2. We are willing to have the Astor-Bannerman installer run flex encased in surface conduit from the site of the flex outlet to the bath.
- The flex outlet may be nearer the bath if required.

Floor

1. The floor is finished, free of obstructions around the base area.

Walls

1. Walls are plumb, flat and clear of obstructions from floor level to 1050mm from the floor.
2. There is sufficient space around the bath to provide a 40mm gap on all sides.

Access

1. The unit is not required to be installed upstairs or where access is difficult
- Or
2. The unit is required to be installed upstairs or where access is difficult, but necessary arrangements have been made to assist the Astor-Bannerman engineer
3. The bath will be used as part of A: single user environment B: a multi user environment

Important

We confirm that 230 Volt mains power supply (not temporary supply), hot and cold water supplies and waste pipe will be connected and operational BEFORE the Astor-Bannerman engineer visits.

This last box must be ticked before we are able to release the goods for installation.

We understand that if the above works are not complete, any on site waiting time will be charged to us at £80 per hour and should the site require a second visit due to the above requirements not being met a second additional installation charge will be made and we agree to pay those charges.

Signature:	Name: (Print)
Organisation:	Position:
Site Address:	Job No.



Astor Bannerman (Medical) Ltd. Fax: 01242 821110
Unit 11f Coln Park Email:sales@astorbannerman.co.uk
Andoversford Web:www.astorbannerman.co.uk
Gloucestershire GL54 4HJ Tel.: 01242 820820