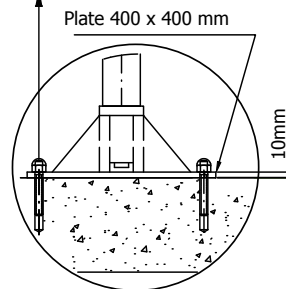


Pool Lift Pre installation Checksheet



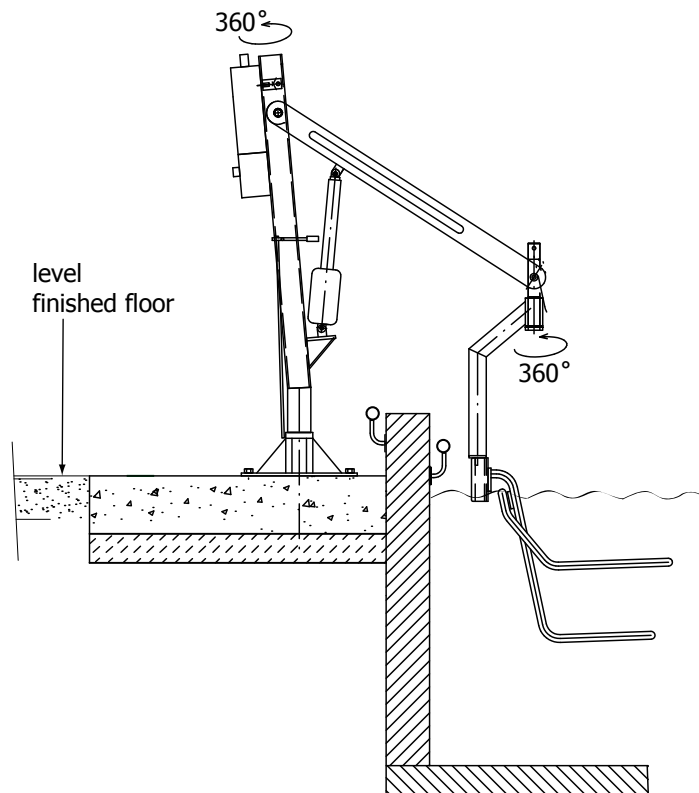
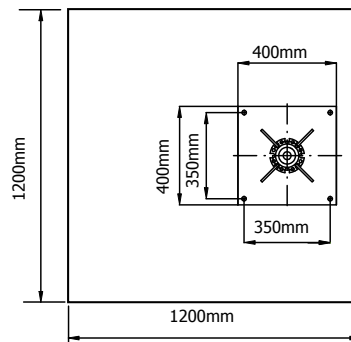
Anchor Details: M16 x 175 mm

Fmax = 7140N
(3570 per anchor)



Concrete Slab Details

C20/25 Solid concrete slab to be
1200 mm long x 1200 mm wide x 350 mm deep.



Please confirm by ticking the box, that in the area where the lift is to be installed:

NOTES

- 1: The floor area is flat and finished. ☐
- 2: There are no drain gullies or skimmer channels. ☐
- 3: The floor is of solid concrete construction,
and able to support the pool lift ☐
- 4: There are no waterproof membranes built into the floor. ☐
- 5: I confirm that the information is correct and proposed position
of the Pool lift is acceptable. ☐
- 6: This last box must be ticked before we are able to release the goods for installation.
We understand that any waiting time will be charged to us at £80 per hour and should the
site require a second visit, due to the above requirements not being met, a second additional
installation charge will be made and we agree to pay those charges. ☐

Signed by Customer.....

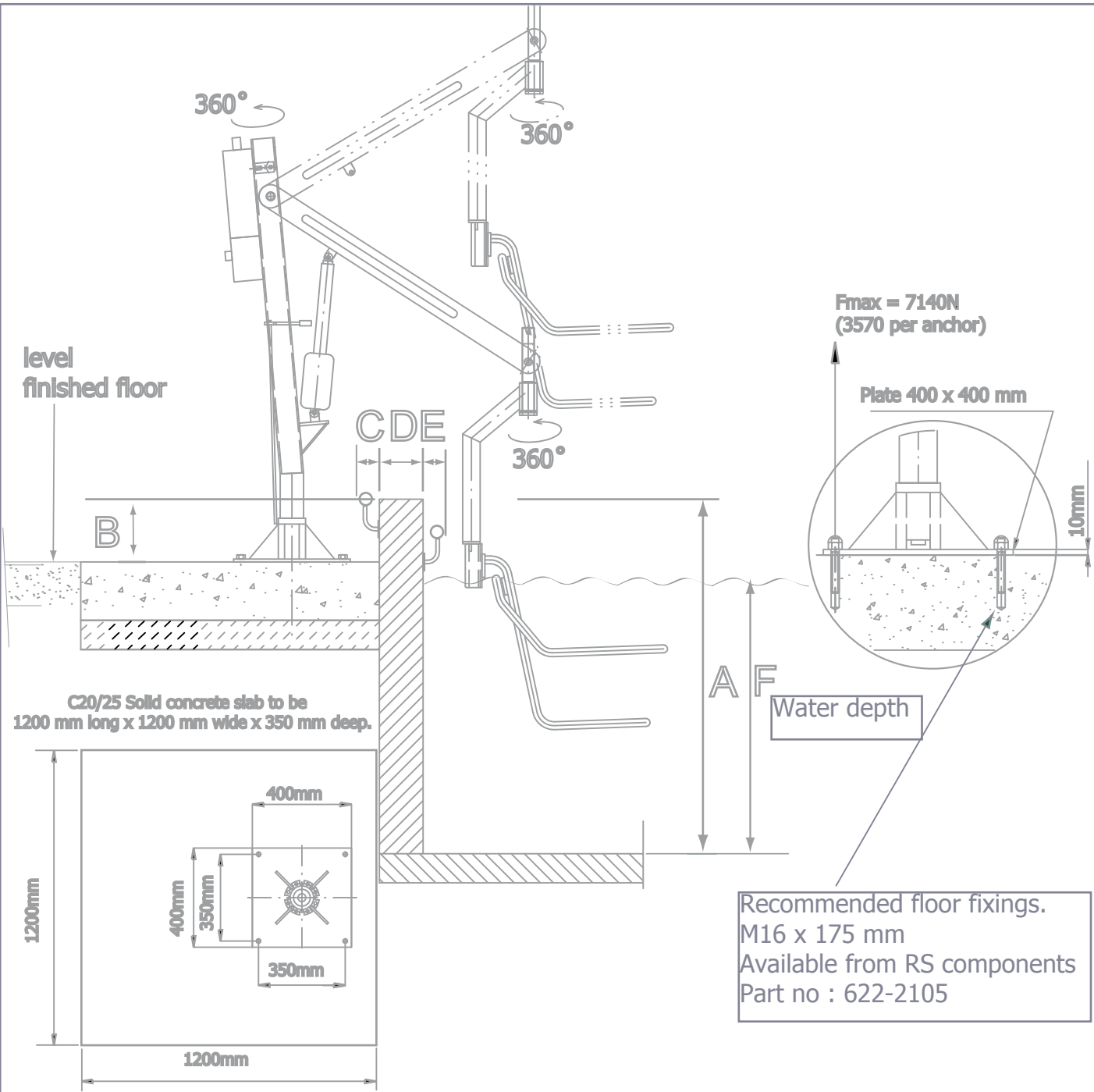
Name, please print.....

Please refer to the sheet overleaf when checking details.

Astor Bannerman (Medical) Limited.
Unit 11f, Coln Park.
Andoversford.
Gloucestershire.
GL54 4HJ.

Tel: 01242 820820
Fax: 01242 821110
Email: sales@astorbannerman.co.uk
Web: www.astorbannerman.co.uk

Pool Lift Manufacturing Specification Sheet



Dim A

Dim B

Dim C

Dim D

Dim E

Dim F

Dimensions C & E refer to any protrusion or overhang, not just handrails