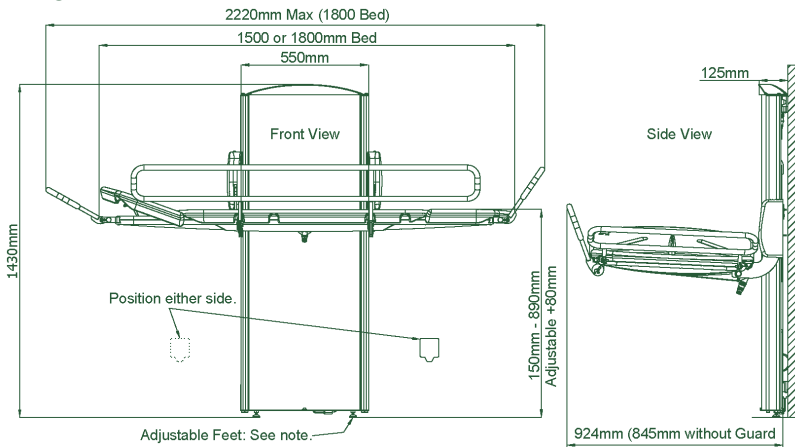


Pre-Installation Information:

CTX

Shower & Changing Table

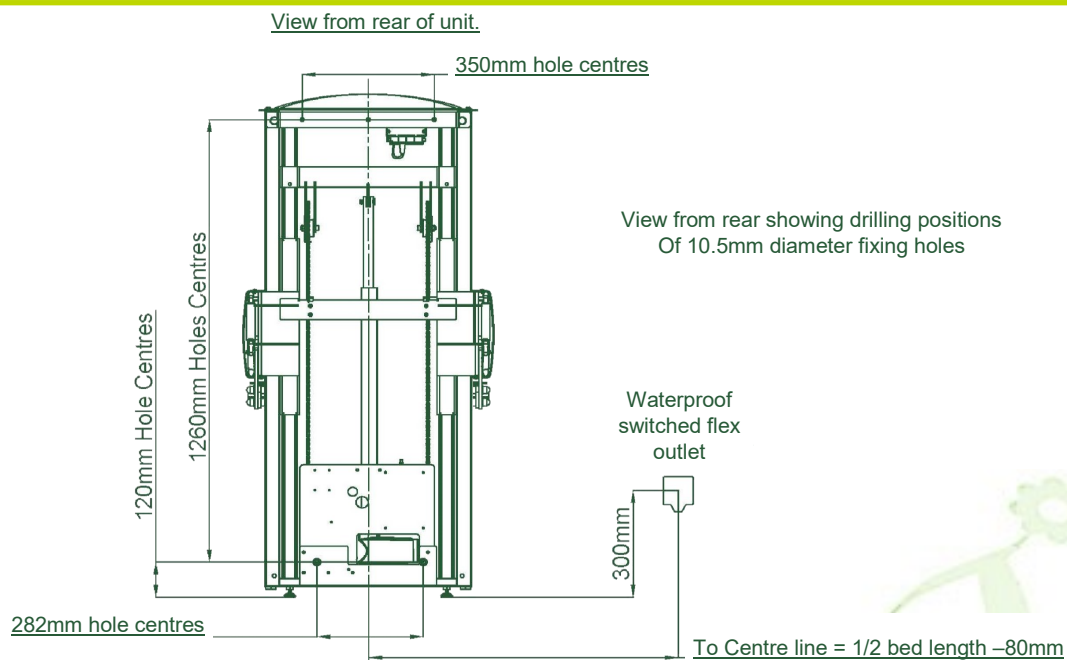
Fig1.



Important:

- Clearance of 40mm is required around all edges of the stretcher to allow safe use. Drawing shows optional guards fitted for reference only (Fig1).
- The mains supply needs to be a waterproof, sealed, switched mains flex outlet, fitted in one of the positions shown (Fig1).
- The wall must be load bearing or modified as detailed below, so each fixing can hold 100kgs.

Fig2.



Installation Details.

- **Electrical requirement:** A 230v, 1.25kW mains supply is required through a waterproof, switched flex outlet. This can be fitted either side of the changing table in the positions show in Fig1 and detailed in Fig2.
- **Fixing requirement:** The CTX is wall-mounted and can rest on the floor or be wholly fitted to the wall.
- There should be a minimum clearance of 40mm at each end of the bed when installed.
- The wall must be load bearing and strong enough to bear a load of 100kgs on each of the wall fixings. The wall must also be flat and free from obstructions from floor level to 1550mm and the width of the bed length specified, equal about the centreline of the unit.
- If the wall is a stud wall, either 100x100mm noggins can be cross-screwed (not nailed) into the wall or the wall can be faced with minimum 25mm thick marine ply, secured every 200mm. The marine ply must be in contact and supported by the floor if this option is chosen.
- **Please Note:** The CTX cannot be fitted to metal frame Gypframe or similar stud walls unless it has been fully reinforced with timber struts that are secured top and bottom, with either noggins or marine ply.

Important: Please read before signing.

By signing this form you are confirming the following to the Astor-Bannerman Group:

- The site has been prepared in accordance with the specification detailed in this pre-installation document and the site is ready for us to proceed with the installation.
- You also confirm that you understand and agree that if Astor-Bannerman are unable to carry out the installation after arriving on site, any waiting time will be charged at our normal labour rate and an additional installation charge may apply for any subsequent re-visit to complete the installation and you agree to pay that charge.

| | |
|-----------------|---------------|
| Signature: | Name (Print): |
| Organisation: | Position: |
| Site post code: | Job no: |



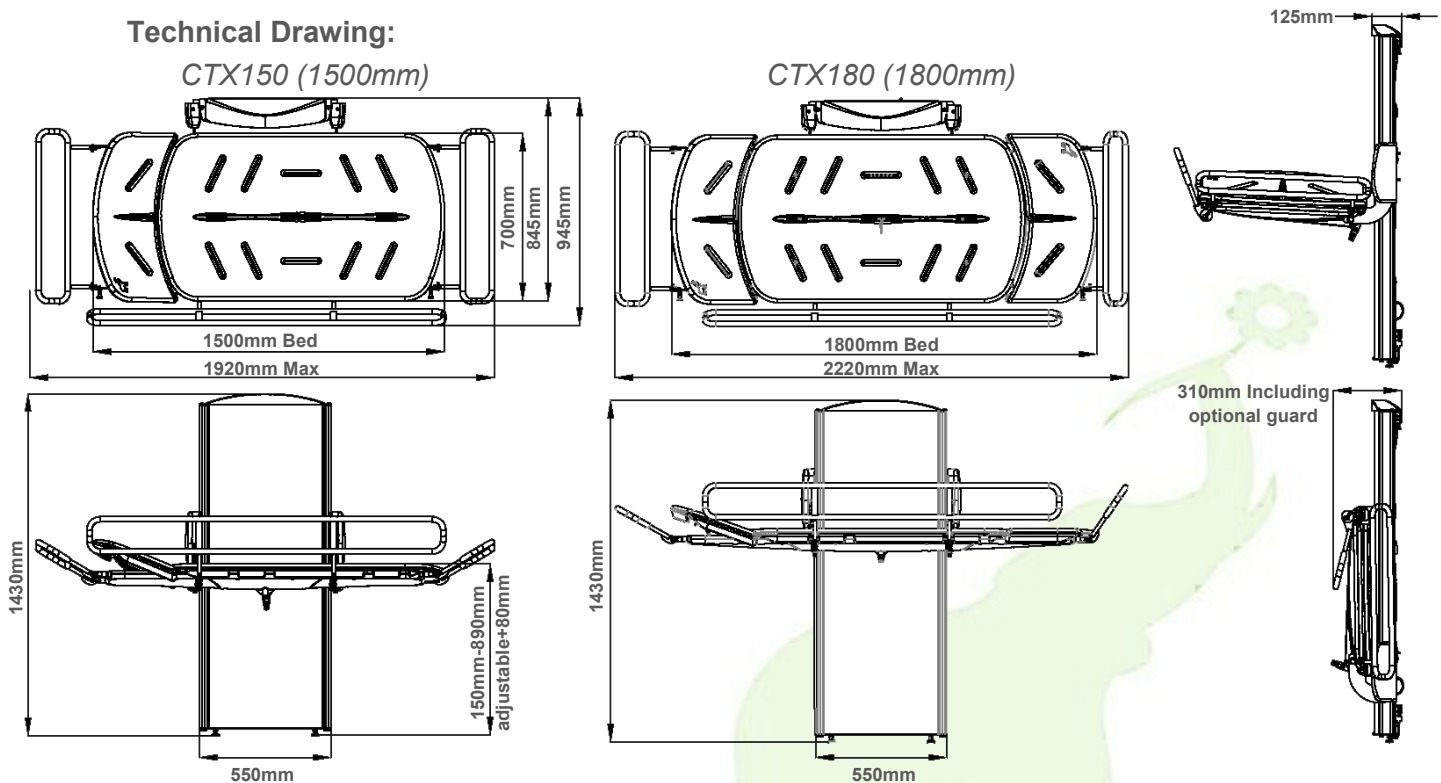
SWL
200KG



3
Year
Warranty



Technical Drawing:



Astor-Bannerman Unit 11F Coln Park, Andoversford, Cheltenham, Gloucestershire, GL54 4HJ

sales@astorbannerman.co.uk

01242 820820

www.astorbannerman.co.uk