

Product Specification:

Multicare

Showering and Changing Trolley



Highlights:

- Trendelenburg and reverse Trendelenburg feature
- Eight double castors (4 lockable) for independent suspension
- Flexible convenient waste pipe
- Fold away guards and mattress extension

The mobile **Multicare shower, changing and treatment trolley** is not only a great form of transportation, but also provides a safe, secure and waterproof platform for treatment and care. Its height can be adjusted by an electronic handset control or by a manual hydraulic foot pedal, as can its Trendelenburg positioning.

Dual rocking-castor suspension on the Multicare trolley gives a smooth ride, even over difficult surfaces, and can be locked to secure the trolley in a location.

The waterproof stretcher plate combined with powder coated stainless steel frame construction provides years more life than comparable mild steel trolleys - especially when used in wet or humid environments. The Multicare trolley also comes with 4 folding and self-locking guards, a 10mm laminated and waterproof platform, extendable head rail, drain hole with flexible waste pipe, and disinfectable PVC shower mat, making this an excellent option for us in all wet and dry environments.

The Multicare trolley is available in 2 lengths of 1600mm or 1900mm.



STANDARD FEATURES

- SWL 165kg/26st
- Height range 540mm - 865mm
- Height adjustable (electric or hydraulic)
- Eight double castors (4 lockable) for independent suspension
- Flexible waste pipe
- Removable and self locking head and foot rails
- Powder-coated stainless steel frame
- Trendelenburg and reverse Trendelenburg feature
- Extendable head rail for shower mat extension to 2050mm
- Sizes of 1600mm or 1900mm (L)
- 3 Year warranty (Terms and conditions apply)



OPTIONAL EXTRAS

- Electric battery or manual hydraulic operation
 - Waterproof wedge shaped cushion
 - Replacement rechargeable battery
 - External charging station
 - Range of service & warranty packages
- Please ask for further details.

Product Specification:

Product Code/s: 02.121.00.1600 (1600mm Hyd) / 02.121.00.2000 (1900mm Hyd)

02.121.01.1600 (1600mm Elec) / 02.121.01.1950 (1900mm Elec)

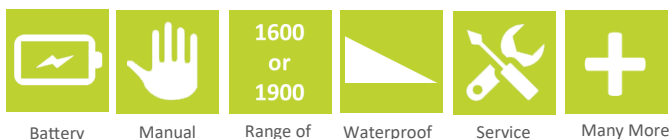
Trolley Size/s: 1600mm (L) x 635mm (W)

Height Range: 540mm - 865mm (325mm)

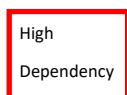
Features:



Options:



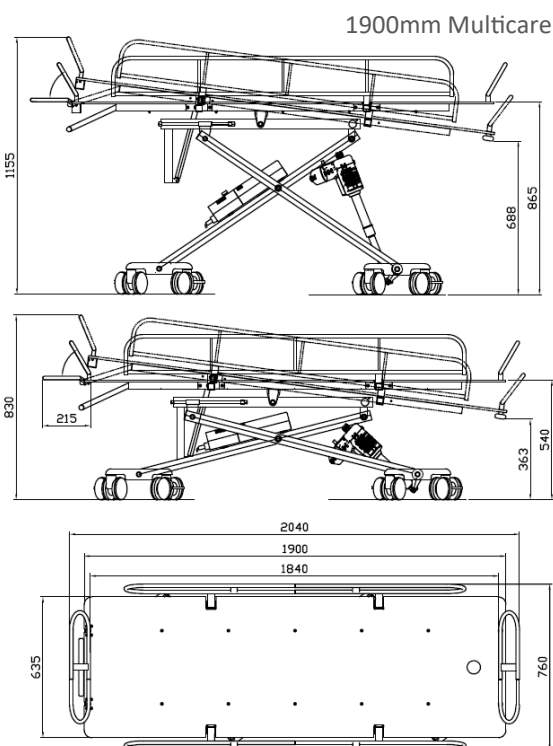
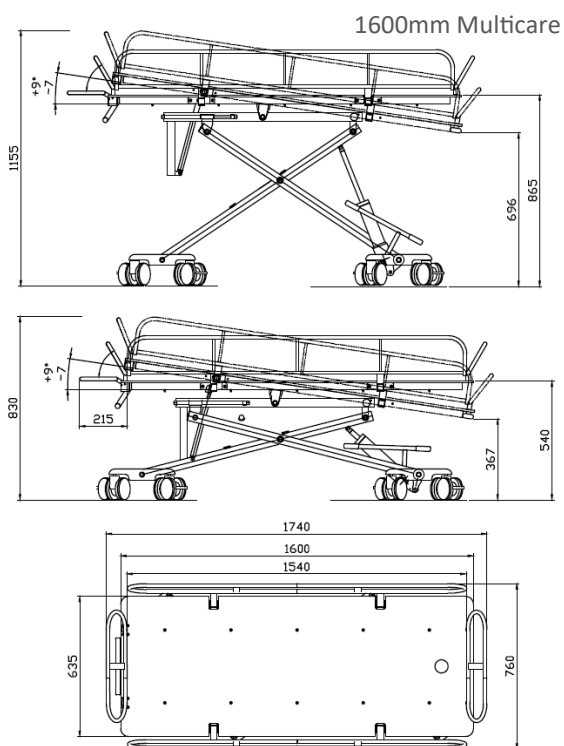
Dependency Level:



Application:



Technical Drawing:



Astor- Bannerman Unit 11F Coln Park, Andoversford, Cheltenham, Gloucestershire, GL54 4HJ