



astor   
bannerman

For demos, quotes, queries:

**01242 820820**

**sales@astorbannerman.co.uk**

**www.astorbannerman.co.uk**



Check out our **NEW PRODUCTS**

*beyond routine*

astor   
bannerman  
*beyond routine*



*Specialist Bathing  
Patient Handling  
Changing and Showering*



# INDEX

Astor Rio	4–5
Astor Kiva	6–7
Astor Matira	8–9
Astor Comfort	10–11
Astor Vanna	12–13
Astor Motion	14–15
Astor Kinet	16–17
Astor Neatfold Stretcher	18–19
Astor Neatfold Bath Cradle	20–21
Astor Bathing POSI Support	22–23

Astor CTX	24–25
Astor CT Nivano	26–27
Astor CTM3	28–29
Astor WN	30
Astor OB	31
Astor Mona	32–33
Astor Shower Trolley	34–35
Astor Multicare	36–37

Astor Aquba	38–39
Astor ABW6/6SP	40–41
Geberit AquaClean Mera Care	42
Astor Bio Bidet Range	43
Astor Elexo & Flexo	44–45

Astor Senta	46–47
Astor Eve	48–49
Astor Ora Eco	50–51
Astor Carlo Eco	52–53
Astor A2B	54–55

# Astor Rio

Height Adjustable Bath



The **Astor Rio** height adjustable bath is the perfect choice for family use in compact spaces.

Its sleek design makes it a stylish fit in any bathroom without compromising on the features required to offer fully supported bathing.

Key Features:	Optional:
<ul style="list-style-type: none"> <li>— 755mm wide x 1695mm long</li> <li>— 250kg SWL</li> <li>— 300mm height adjustable range for carer comfort</li> <li>— Easy floor and ceiling hoist access</li> </ul>	<ul style="list-style-type: none"> <li>— Bespoke Astor Neatfold Stretcher for seamless changing</li> <li>— Warm air spa system</li> <li>— Colour change light system</li> <li>— Bluetooth music system</li> <li>— Range of internal supports</li> </ul>





# Astor Kiva

## Height Adjustable Bath

The Astor Kiva height adjustable bath has generous dimensions giving a capacious bathing option within a bath that still looks and feels homely.

With plenty of room and added features, the Kiva offers an enjoyable bathing experience.

Key Features:	Optional:
<ul style="list-style-type: none"> <li>— Generous dimensions: 1960mm long x 755mm wide</li> <li>— 300mm height adjustable range for carer comfort</li> <li>— Easy floor and ceiling hoist access</li> <li>— 280kg SWL</li> </ul>	<ul style="list-style-type: none"> <li>— Warm air spa system</li> <li>— Colour change light system</li> <li>— Bluetooth music system</li> <li>— Range of internal supports available</li> <li>— Bespoke Astor Neatfold Stretcher for seamless changing</li> </ul>



# Astor Matira

Height Adjustable Bath and Transfer Seat System



The **Astor Matira** height adjustable bath and transfer seat system gives a safe and easy entry and exit from the bath for those that need a little assistance but do not need to be fully hoisted.

Its sleek design makes this a desirable addition to a bathroom.

## Key Features:

- Integrated detachable powered seat and transfer chassis
- Two length options: 1600mm or 1700mm (x 750mm wide)
- Height adjustable from 680mm to 1080mm
- 150kg SWL
- Choice of bath filler taps with TMV2 or TMV3 controls
- Obstacle sensor and backup battery

## Optional:

- Warm air spa system
- Colour change light system
- Bluetooth music system
- Autofill system
- Commode Seat

# Astor Comfort

## Height Adjustable Bath

The **Astor Comfort** is a height adjustable bath with generous proportions in both length and width, giving plenty of room for additional supports or for a bariatric need.

Key Features:	Optional:
<ul style="list-style-type: none"> <li>— Generous capacity: 2100mm x 800mm</li> <li>— Height adjustable from 680mm to 1080mm</li> <li>— High SWL of 300kg</li> <li>— Double thermo insulated tub – retains water heat</li> <li>— Compatible for use with the Astor Senta and Eve hoists</li> </ul>	<ul style="list-style-type: none"> <li>— Warm air spa system</li> <li>— Colour change light system</li> <li>— Bluetooth music system</li> <li>— Astor Neatfold Stretcher</li> <li>— Range of supports</li> </ul>








# Astor Vanna

## Multi-functional Bath

The **Astor Vanna** is very accessible with its powered side door that lowers for a smooth side transfer entry. Available in a variety of sizes and with a large SWL, the Vanna is a perfect solution to promote independent bathing amongst a wide user base.



Key Features:	Optional:
<ul style="list-style-type: none"> <li>— Powered side that lowers for easy access</li> <li>— Height adjustment from 780mm to 1180mm</li> <li>— Available in a variety of lengths:</li> <li>— 1700mm – 2300mm x 800mm wide</li> <li>— High SWL of 300kg</li> <li>— Interior support cushions including a reclined backrest or a neck and head support</li> </ul>	<ul style="list-style-type: none"> <li>— Warm air spa system</li> <li>— Colour change light system</li> <li>— Bluetooth music system</li> <li>— Neatfold changing stretcher</li> </ul>

# Astor Motion

## Height Adjustable Bath

The **Astor Motion** is an iconic bath offering a unique entry and bathing experience. The large aperture gives easy access to the moulded interior seat making self transfer safe and comfortable. A prefilled large footwell ensures bathers can be quickly immersed in water post entry.


Key Features:	Optional:
<ul style="list-style-type: none"> <li>— Height and reclining adjustment</li> <li>— Large side door for easy access</li> <li>— Interior moulded seat to give added bather support</li> <li>— Spacious 98 litre footwell – can be pre-filled</li> <li>— Low entry height of 490mm – simple self transfer</li> <li>— 210kg SWL</li> </ul>	<ul style="list-style-type: none"> <li>— Warm air spa system</li> <li>— Colour change light system</li> <li>— Bluetooth music system</li> <li>— Autofill system</li> </ul>





# Astor Kinet

## Reclining Bath



The **Astor Kinet** offers a prolonged independent bathing solution when space is an issue.

At its near vertical position, a bather can simply step into the bath and sit on the moulded seat before reclining into a more standard bathing position and immersing in the water.

### Key Features:

- Compact exterior dimensions: 1550mm x 850mm
- High SWL of 325kg
- Smooth handset controlled recline
- Thermo-insulated to retain water temperature

### Optional:

- Warm air spa system

# Astor Neatfold Stretcher

Bespoke to the Astor Height Adjustable Bath Range

The **Astor Neatfold Stretcher** is a patented design that offers an easy way to transfer a bather from the bath to a dry changing stretcher in an efficient and dignified manner. The “neatfold” in the stretcher means that a minimal lift is required to enable the stretcher to be pulled into place, and the bather to be gently lowered onto it. Less hassle, less mess, less stress!

Available to fit the range of Astor height adjustable baths.  
190kg SWL

## Optional:

- Front, rear and side guards
- Splash curtain







Astor Neatfold Bath Cradle

Part of the Astor POSI Support Range

The **Astor Neatfold Bath Cradle** offers the perfect bathing support. It is ergonomically shaped to support a naturally relaxed position, and the additional adaptable side supports, headrest and lap belt give added support where required.



Key Features:	Optional:
<ul style="list-style-type: none"> <li>— Neatfold top to enable cradle to fit under Astor Neatfold stretchers</li> <li>— Adjustable headrest and side supports</li> <li>— Lap belt</li> <li>— Padded framework for added comfort and protection</li> <li>— Can be placed where needed along the bath to suit individual needs</li> <li>— Removable, washable mesh cover</li> <li>— 120kg Maximum load</li> </ul>	<ul style="list-style-type: none"> <li>— Accessory pack including head support cushion and side bolsters</li> </ul>

# Astor Bathing POSI Support


Range of cushions and supports for bathing



• Body Support Cushion



• Triangular Knee Rest



Sides and Base Cushions



Head Cushion Range



*beyond routine*



# Astor CTX

## Wall Mounted Showering and Changing Table

The **Astor CTX** height adjustable changing table is the ultimate wall mounted showering and changing table offering features designed to give an enhanced changing and showering experience with ensured comfort and safety.



Key Features:	Optional:
<ul style="list-style-type: none"><li>— Low “low” position of 150mm rising to 890mm with a 200kg SWL</li><li>— Integrated water collection tray and drain hose</li><li>— Suitable for use in wet rooms with stainless steel bed frame</li><li>— Moulded polyurethane padded mattress and tilted headrest section</li><li>— Integrated ambient lighting</li><li>— Foldaway guard - bumper available</li></ul>	<ul style="list-style-type: none"><li>— Supports and Cushions</li><li>— Battery version</li></ul>



# Astor CT Nivano

## Wall Mounted Shower and Changing Stretcher

The **Astor CT Nivano** is a height adjustable wall mounted changing stretcher that is available in a variety of lengths from 1000mm – 1900mm making it the perfect fit for every individual need.

Key Features:	Optional:
<ul style="list-style-type: none"> <li>— Height adjustable from 300mm – 900mm</li> <li>— 150kg or 220kg SWL</li> <li>— Suitable for use in wet rooms - with stainless steel frame</li> <li>— Hammock stretcher anti-microbe treated and fully drainable</li> <li>— Foldaway guard</li> </ul>	<ul style="list-style-type: none"> <li>— Supports and cushions</li> <li>— Guard bumper</li> <li>— Battery version</li> </ul>

**Bespoke lengths available**





# Astor CTM3

## Manual Wall Mounted Shower and Changing Stretcher

The **Astor CTM3** is a manual height adjustable wall mounted changing stretcher, ideal for situations where an electric supply is not available, or, at around half the price of an electronic version, as a cost effective option. It is also a compact option, protruding just 180mm from the wall when stowed.

Key Features:	Optional:
<ul style="list-style-type: none"> <li>— Choice of stretcher lengths to suit needs: 1200mm – 1900mm</li> <li>— 300mm height range</li> <li>— 150kg SWL</li> <li>— Suitable for use in wet rooms - with stainless steel frame</li> <li>— Hammock stretcher anti-microbe treated and fully drainable</li> <li>— Foldaway guard</li> <li>— Stowed position: protrudes 180mm from wall</li> </ul>	<ul style="list-style-type: none"> <li>— Supports and Cushions</li> <li>— Battery version</li> <li>— Guard bumper</li> </ul>

**Bespoke lengths available**



# Astor WN

Wall Mounted Neatfold Stretcher



A neat, unobtrusive changing solution that simply folds away against the wall.

The patented Neatfold design reduces the storage space required and allows the **Astor WN** stretcher to be smoothly pulled into place for use.

Key Features:	Optional:
<ul style="list-style-type: none"> <li>— Stretcher lengths: 1200mm – 1900mm</li> <li>— 130kg SWL</li> <li>— Hammock stretcher anti-microbe treated and fully drainable</li> <li>— Stowed position: protrudes just 161mm from wall</li> </ul>	<ul style="list-style-type: none"> <li>— Guard and bumper</li> <li>— Splash curtain</li> <li>— Removable mattress</li> </ul>

**Bespoke lengths available**

# Astor OB

Over Bath Wall Mounted Stretcher



The **Astor Over Bath** stretcher is a simple space saving solution to changing.

Key Features:	Optional:
<ul style="list-style-type: none"> <li>— Flat stowed position: 100mm from wall</li> <li>— Stretcher lengths: 1200mm – 1900mm</li> <li>— 130kg SWL</li> <li>— Hammock stretcher anti-microbe treated and fully drainable</li> </ul>	<ul style="list-style-type: none"> <li>— Guard and bumper</li> <li>— Splash curtain</li> <li>— Removable mattress</li> </ul>

**Bespoke lengths available**



# Astor Mona

Mobile Changing Table



The **Astor Mona** is a deluxe mobile Changing Table available in a range of colours to suit your style.

The height adjustable scissor frame controlled by a handset or hydraulic foot pedal smoothly raises and lowers for safe transfer and back strain free care.

## Key Features:

- Comfortable padded mattress
- Wide choice of mattress colour
- 200kg (battery) or 135kg (hydraulic) SWL
- Fold down guards with safety bumpers
- Easily manoeuvred on premium lockable castors
- Generous hoist access

**Choice of mattress colour**  
**Bespoke lengths available**

# Astor Shower Trolley

Height Adjustable

The **Astor Shower Trolley** is a perfect choice for showering and changing in wet room environments. It has a single actuator lifting system to ensure a smooth and quiet height adjustment to enable safe transfers and appropriate carer working heights.

## Key Features:

- Height range from 530mm-960mm
- Trolley length: 1950mm
- Mattress base length: 1800mm
- Trolley width: 787mm
- Mattress base width: 635mm
- Re-chargeable battery powered
- 200kg SWL
- Lockable fold down side rails
- 4 twin wheel lockable castors
- Fixed head and foot rails
- Waterproof mattress, drain hole and hose





# Astor Multicare

## Mobile Shower and Changing Trolley

The **Astor Multicare** is a highly functional trolley suitable for showering, changing and general care needs in wet and dry environments.

Dual rocking-castor suspension provides a smooth transfer.

### Key Features:

- Height range from 540mm-1000mm
- Length options: 1600mm / 1950mm
- Battery or hydraulic power option
- Trendelenburg /reverse capability
- 165kg SWL
- Fold down side rails
- 8 dual rocking premium lockable castors
- Removable head and foot rails
- Waterproof mattress, drain hole and hose



# Astor Multicare XXL

### Key Features:

- Generous dimensions: 2040mm x 990mm
- Height range from 720mm-1040mm
- 265kg SWL
- Battery operation only

# Astor Multicare Plus

### Key Features:

- Tilting platform – up to 15 positions
- Extra thick 40mm mattress





Astor Aquba

Height Adjustable Basin

The **Astor Aquba** height adjustable basin is the smallest completely integrated unit available, making it one of the most wheelchair accessible basins, and perfect for under window installations.

With the choice to pre-set two heights or freely adjust to any height, this is a perfect option for multi-user environments, and family usage.

Key Features:	Optional Additions:
<ul style="list-style-type: none"> <li>— High quality Corian style basin and cover</li> <li>— Smooth height adjustment: less than 12 seconds from lowest to highest point (300mm)</li> <li>— Wall mountable at any height to suit requirements</li> <li>— Low profile concealed plumbing giving full under basin wheelchair access</li> <li>— 150kg Maximum load</li> <li>— Integrated controls with two custom memory recall positions</li> <li>— Integrated load bearing handles / towel rails</li> <li>— Click clack waste with soft touch actuation</li> <li>— Lock out functionality to prevent accidental operation</li> <li>— Anti-trap sensor</li> <li>— Patent pending on key features</li> <li>— Designed &amp; made in the UK</li> </ul>	<ul style="list-style-type: none"> <li>— Java style tap (Long lever tap fitted as standard)</li> <li>— 450mm, 600mm, 750mm and 900mm basin widths available (600mm shown)</li> </ul>



# Astor ABW6/6SP

## Height Adjustable Wall Mounted Wash Basin

The **Astor ABW6** height adjustable wash basin was developed with MDUK to address the specific needs of people living with degenerative and changing muscular conditions. Many features have been incorporated to promote longer independent living and support changing needs – a weight bearing wide basin surround, levered taps and handset controlled taps and waste features.



### Key Features:

- Height range from 580mm – 1030mm
- Option of a white or aqua basin and surround
- 150mm lever taps
- Integrated mirror and shaver/electric toothbrush socket
- Mirror light
- Width options: 750mm and 900mm
- Handset controlled features
- 300kg Maximum load

### 6SP Extra Features:

- Handset controllable:  
taps, strip light and waste

### Optional:

- Infra-red touch free tap
- Choice of handrail colour:  
coral, silver or matte black

# Geberit AquaClean Mera Care

Shower Toilet



Exclusively developed for the care sector, the **AquaClean Mera Care** shower toilet provides a dignified solution, supporting prolonged independence. Its innovative features include a hybrid hot water system for gentle but effective cleaning, warm air drying to leave the user clean and fresh, and control options to suit specific user needs.

## Key Features:

- WhirlSpray shower technology with five adjustable shower pressure settings
- Rimless ceramic pan with TurboFlush technology
- Adjustable spray arm
- Adjustable water spray temperature
- Gentle intimate lady wash
- Gentle drying
- Odour extraction technology
- Adjustable height (425mm-560mm) at installation
- Descaling function
- Continuous flow heater and storage water heater
- Customisable control options to suit needs: automatic flushing; remote control; touchless wall panel
- Shower chair mode option
- 190kg SWL

# Astor Bio Bidet Range

Wash/Dry Toilet Seat

The **Astor Bio Bidet Range** is a cost effective way of enhancing an existing toilet with wash/dry facilities.

## Key Features:

- Wash options: posterior and anterior
- Male / female wash settings
- Adjustable water temperature and pressure
- Patented nozzle system for maximum hygiene
- Adjustable nozzle position
- Pulsing massage setting
- Adjustable air drying feature
- Installs easily to most toilets
- Available with incorporated control panel or separate handset controls





# Astor Elexo & Flexo

Toilet and Shower Chair

The **Astor Elexo** is the ultimate toilet and shower chair with an impressive lift height making personal care more accessible, comfortable and manageable.

Key Features, Elexo:	Key Features, Flexo:
<ul style="list-style-type: none"> <li>— Height range from 500mm - 1050mm</li> <li>— Automatic tilt on lift for comfort and safety</li> <li>— Can be manoeuvred over a toilet</li> <li>— Commode option</li> <li>— Fitted with foot, leg and arm rests</li> <li>— Headrest available as an option</li> <li>— 180kg SWL</li> </ul>	<ul style="list-style-type: none"> <li>— Hydraulic version dismissing the need to re-charge and offering a cost effective option</li> <li>— 135kg SWL</li> </ul>





# Astor Senta

## Multi-functional Mobile Hoist

The **Astor Senta** offers full versatility through a range of lifting positions and options, enabling many caring tasks to be conducted. Of note, the **Astor Senta** can be lowered into a bath offering a safe transfer option.

Key Features:	Optional:
<ul style="list-style-type: none"> <li>— Lifting range from 450mm-1150mm</li> <li>— 150kg SWL</li> <li>— 4 Premium castors (2 lockable)</li> <li>— Swing away detachable arms</li> </ul>	<ul style="list-style-type: none"> <li>— Weighing scale attachment</li> <li>— Commode aperture seat available</li> </ul>







# Astor Eve

## Multi-functional Mobile Hoist

The **Astor Eve’s** incredibly lightweight and easy to manoeuvre structure makes it an ideal transfer solution for a single carer.

With an aluminium and stainless steel structure, it is ideal for use in wet room and bathroom environments.

Key Features:	
— Lifting range from 495mm – 1065mm	— 4 Premium castors (2 lockable)
— 185kg SWL	— Swing away detachable arms

*designed to make daily transfer that bit easier.*





# Astor Ora Eco

## Mobile Standing Aid

The **Astor Ora Eco** is designed to aid standing with comfort at the forefront of design – adjustable handles, padded leg supports and integrated shock absorbers.

Recognising the importance of independence.



*Extra standing assistance  
for people with reduced  
core or leg strength.*

- 200kg SWL
- 4 premium castors (2 lockable)
- Spreadable legs
- Soft padded leg supports
- Battery operated



# Astor Carlo Eco

Mobile Hoist



The **Astor Carlo Eco** enables safe transfer and repositioning with the aid of a single carer. Its long lifting arm and spreadable legs allow someone to be lifted from the floor, and its aluminium frame makes this suitable for use in wet rooms and bathrooms.



## Carlo Eco Comfort:

- 185kg SWL
- 4 point spreader bar
- **Clip sling** compatibility
- Patented anti-rotation mechanism

## Carlo Eco Classic:

- 185kg SWL
- 2 point hangar bar
- **Loop sling** compatibility
- Patented anti-rotation mechanism





# Astor A2B

## Ceiling Hoist

The **Astor A2B** hoist is compact, has installation versatility – a perfect choice for any room design.

### Key Features:

- 200kg SWL
- Choice of 6-hook spreader bar, manual or powered cradle
- Clip or loop sling compatibility
- Safety lowering feature
- Multiple track combinations available (curved, straight, H frame)
- Dyno gravity powered charging system – powers for 150 lifts

